

# GAJANAN SECURITIES SERVICES LIMITED

(CIN: L67120WB1994PLC063477)

Registered Office: 113/1B, C.R.AVENUE, 7<sup>TH</sup> FLOOR, ROOM NO 7C,  
KOLKATA-700073

E-mail- gajanan\_securities@yahoo.co.in; Phone: 33 2243 5330

1) To,  
The Secretary  
BSE Limited,  
P.J.Towers, Dalal Street,  
Mumbai - 400 001

Date: 20/07/2017

2) To,  
The Secretary  
The Calcutta Stock Exchange Limited,  
7, Lyons Range,  
Kolkata- 700 001

3) To,  
The Secretary  
The Delhi Stock Exchange Limited,  
3/1,Asaf Ali Road,  
New Delhi-110002

SUB: SHAREHOLDING PATTERN FOR THE QUARTER ENDED ON 30<sup>TH</sup> JUNE, 2017.


REF: REGULATION 31(1) OF THE SEBI (LISTING OBLIGATION AND DISCLOSURE REQUIREMENTS),  
REGULATIONS 2015.


Dear Sir/Madam,

Pursuant to the provision of Regulation 31(1) of the SEBI (Listing Obligation and Disclosure Requirements), Regulations 2015, please find enclosed the shareholding pattern for the Quarter ended on 30<sup>th</sup> June, 2017.

Kindly take the same on your records and acknowledge the receipt.

For GAJANAN SECURITIES SERVICES LIMITED

  
VINAY KUMAR AGARWAL  
Managing Director  
Din-00646116



**Format of holding of specified securities**

1. Name of Listed Entity: GAJANAN SECURITIES SERVICES LTD. (CIN: L67120WB1994PLC06347)

2. Scrip Code - Name of Scrip -,- Class of Security Equity

3. Share Holding Pattern Filed under: Reg. 31(1)(a)/Reg. 31(1)(b)/Reg. 31(1)(c)

a. If under 31 (1)(b) then indicate the report for Quarter ending: 30/06/2017

b. If under 31(1)(c) then indicate date of allotment/extinguishment

4. Declaration : The Listed entity is required to submit the following declaration to the extent of submission of information:-

| Particulars  | Yes* | No* |
|--|------|-----|
| 1 Whether the Listed Entity has issued any partly paid up shares?                        |      | No  |
| 2 Whether the Listed Entity has issued any Convertible Securities or Warrants?           |      | No  |
| 3 Whether the Listed Entity has any shares against which depository receipts are issued? |      | No  |
| 4 Whether the Listed Entity has any shares in Locked-in?                                 |      | No  |
| 5 Whether any shares held by promoters are pledge or otherwise encumbered?               |      | No  |

\* If the Listed Entity selects the option 'No' for the questions above, the column for the partly paid up shares, Outstanding Convertible Securities/Warrants, depository receipts, locked-in shares, No of shares pledged or otherwise encumbered by promoters, as applicable, shall not be displayed at the time of dissemination on the Stock Exchange website. Also wherever there is 'No' declared by Listed Entity in above table the values will be considered as 'Zero' by default on submission of the format of holding of specified securities.

5. The tabular format for disclosure of holding of specified securities is as follows:-




| Category (I) | Category of shareholder (II)   | Nos. of shareholders (III) | No. of fully paid up equity shares held (IV) | No. of Partly paid-up equity shares held (V) | No. of shares underlying Depository Receipts (VI) | Total nos. shares held (VII)=(IV)+(V)+(VI) | Shareholding as a % of total no. of shares (calculated as per SCRR, 1957) As a % of (A+B+C2) | Number of Voting Rights held in each class of securities (IX) |           |         |                         | No of shares Underlying outstanding convertible securities (including Warrants) (X) | Shareholding as a % assuming full conversion of convertible securities (as a percentage of diluted share capital) (XI)=(VII)+(X) As a % of (A+B+C2) | Number of Locked in shares (XII) |                                 | Number of shares pledged or otherwise encumbered (XIII) |                                 | Number of equity shares held in dematerialized form (XIV) |
|--------------|--------------------------------|----------------------------|--|--|---|--|--|---|-----------|---------|-------------------------|---|---|----------------------------------|---------------------------------|---|---------------------------------|---|
|              |                                |                            |  |  |   |  |  | No of Voting Rights   |           |         | Total as a % of (A+B+C) |   |   | No. (a)                          | As a % of total shares held (b) | No. (a)   | As a % of total shares held (b) |   |
|              |                                |                            |  |  |   |  |  | Class eqx   | Class eqy | Total   |                         |   |   |                                  |                                 |   |                                 |   |
| (A)          | Promoter & Promoter group      | 2                          | 1815130                                      | 0  | 0   | 1815130                                    | 58.5148  | 1815130   | 0         | 1815130 | 58.5148                 | 0   | 58.5148   | 0                                | 0.0000                          | 0   | 0.0000                          | 1815130   |
| (B)          | Public                         | 316                        | 1286870                                      | 0  | 0   | 1286870                                    | 41.4852  | 1286870   | 0         | 1286870 | 41.4852                 | 0   | 41.4852   | 0                                | 0.0000                          | NA  |                                 | 620870  |
| (C)          | Non Promoter - Non Public      |                            |  |  |   |  |  |   |           |         |                         |   |   |                                  |                                 |   |                                 |   |
| (C1)         | Shares underlying DRs          |                            |  |  |   |  | NA   |   |           |         |                         |   |   |                                  |                                 |   |                                 |   |
| (C2)         | Shares held by Employee Trusts |                            |  |  |   |  |  |   |           |         |                         |   |   |                                  |                                 |   |                                 |   |
|              | Total                          | 318                        | 3102000                                      | 0  | 0   | 3102000                                    | 100.0000   | 3102000   | 0         | 3102000 | 100.0000                | 0   | 100.0000  | 0                                |                                 |   |                                 | 2436000   |



|     | Category & Name of the Shareholders (I)                             | PAN (II)   | Nos. of shareholders (III) | No. of fully paid up equity shares held (IV) | Partly paid-up equity shares held (V) | Nos. of shares underlying Depository Receipts (VI) | Total nos. shares held (VII)=(IV)+(V)+(VI) | Shareholding % calculated as per SCRR, 1957) As a % of (A+B+C2) (VIII) | Number of Voting Rights held in each class of securities (IX) |         |         | No of shares Underlying outstanding convertible securities (including Warrants) (X) | Shareholding as a % assuming full conversion of convertible securities (as a percentage of diluted share capital) (XI)=(VII)+(X) As a % of A+B+C2) | Number of Locked in shares (XII) |                                 | Number of shares pledged or otherwise encumbered (XIII) |                                 | Number of equity... shares held in dematerialized form (XIV) |         |
|-----|---|------------|----------------------------|--|---------------------------------------|--|--|--|---|---------|---------|---|--|----------------------------------|---------------------------------|---|---------------------------------|--|---------|
|     |   |            |                            |  |                                       |  |  |  | No of Voting Rights   |         |         |   |  | No. (a)                          | As a % of total shares held (b) | No. (a)   | As a % of total shares held (b) |  |         |
|     |   |            |                            |  |                                       |  |  |  | Class x   | Class y | Total   |   |  |                                  |                                 |   |                                 |  |         |
| (1) | Indian  |            |                            |  |                                       |  |  |  |   |         |         |   |  |                                  |                                 |   |                                 |  |         |
| (a) | Individuals/Hindu undivided Family                                  |            | 2                          | 1815130                                      | 0                                     | 0  | 1815130                                    | 58.5148  | 1815130   | 0       | 1815130 | 58.5148   | 0  | 58.5148                          | 0                               | 0.0000  | 0                               | 0.0000   | 1815130 |
|     | VINAY KUMAR AGARWAL   | ACAPA3335N | 1                          | 1047700                                      | 0                                     | 0  | 1047700                                    | 33.7750  | 1047700   | 0       | 1047700 | 33.7750   | 0  | 33.7750                          | 0                               | 0.0000  | 0                               | 0.0000   | 1047700 |
|     | SUMAN AGARWAL   | ADCPA3308A | 1                          | 767430                                       | 0                                     | 0  | 767430                                     | 24.7398  | 767430  | 0       | 767430  | 24.7398   | 0  | 24.7398                          | 0                               | 0.0000  | 0                               | 0.0000   | 767430  |
| (b) | Central Government/State Government(s)                              |            |                            |  |                                       |  |  |  |   |         |         |   |  |                                  |                                 |   |                                 |  |         |
| (c) | Financial Institutions/Banks  |            |                            |  |                                       |  |  |  |   |         |         |   |  |                                  |                                 |   |                                 |  |         |
| (d) | Any Other (specify)   |            |                            |  |                                       |  |  |  |   |         |         |   |  |                                  |                                 |   |                                 |  |         |
|     | Sub Total   |            | 2                          | 1815130                                      | 0                                     | 0  | 1815130                                    | 58.5148  | 1815130   | 0       | 1815130 | 58.5148   | 0  | 58.5148                          | 0                               | 0.0000  | 0                               | 0.0000   | 1815130 |
| (2) | Foreign   |            |                            |  |                                       |  |  |  |   |         |         |   |  |                                  |                                 |   |                                 |  |         |
| (a) | Individuals (Non-Resident Individuals/Foreign Individuals)          |            |                            |  |                                       |  |  |  |   |         |         |   |  |                                  |                                 |   |                                 |  |         |
| (b) | Government  |            |                            |  |                                       |  |  |  |   |         |         |   |  |                                  |                                 |   |                                 |  |         |
| (c) | Institutions  |            |                            |  |                                       |  |  |  |   |         |         |   |  |                                  |                                 |   |                                 |  |         |
| (d) | Foreign Portfolio Investor  |            |                            |  |                                       |  |  |  |   |         |         |   |  |                                  |                                 |   |                                 |  |         |
| (e) | Any Other (specify)   |            |                            |  |                                       |  |  |  |   |         |         |   |  |                                  |                                 |   |                                 |  |         |
|     | Sub Total   |            | 0                          | 0  | 0                                     | 0  | 0  | 0.0000   | 0   | 0       | 0       | 0.0000  | 0  | 0.0000                           | 0                               | 0.0000  | 0                               | 0.0000   | 0       |
|     | Total Shareholding of Promoter and Promoter Group (A)=(A)(1)+(A)(2) |            | 2                          | 1815130                                      | 0                                     | 0  | 1815130                                    | 58.5148  | 1815130   | 0       | 1815130 | 58.5148   | 0  | 58.5148                          | 0                               | 0.0000  | 0                               | 0.0000   | 1815130 |



| (1) | Category & Name of the Shareholders (I)   | PAN (II)   | Nos. of shareholders (III) | No. of fully paid up equity shares held (IV) | Partly paid up equity shares held (V) | Nos. of shares underlying Depository Receipts (VI) | Total nos. shares held (VII)=(IV)+(V)+(VI) | Shareholding % calculate d. as per SCRR, 1957) As a % of (A+B+C2) (VIII) | Number of Voting Rights held in each class of securities (IX) |         |         | No of shares Underlying outstanding convertible securities (including Warrants) (X) | Shareholding as a % assuming full conversion of convertible securities (as a percentage of diluted share capital) (XI)=(VII)+(X) As a % of A+B+C2) | Number of Locked in shares (XII) |                          | Number of shares pledged or otherwise encumbered (XIII) |    | Number of equity shares held in dematerialized form (XIV) |        |
|-----|---|------------|----------------------------|--|---------------------------------------|--|--|--|---|---------|---------|---|--|----------------------------------|--------------------------|---|----|---|--------|
|     |   |            |                            |  |                                       |  |  |  | No of Voting Rights   |         |         |   |  | As a % of total shares held (b)  | No. (Not applicable) (a) | As a % of total shares held (Not applicable) (b)        |    |   |        |
|     |   |            |                            |  |                                       |  |  |  | Class x   | Class y | Total   |   |  |                                  |                          |   |    |   |        |
| (a) | Mutual Funds / UTI  |            |                            |  |                                       |  |  |  |   |         |         |   |  |                                  |                          |   |    |   |        |
| (b) | Venture Capital Funds   |            |                            |  |                                       |  |  |  |   |         |         |   |  |                                  |                          |   |    |   |        |
| (c) | Alternate Investment Funds  |            |                            |  |                                       |  |  |  |   |         |         |   |  |                                  |                          |   |    |   |        |
| (d) | Foreign Venture Capital Investors   |            |                            |  |                                       |  |  |  |   |         |         |   |  |                                  |                          |   |    |   |        |
| (e) | Foreign Portfolio Investors   |            |                            |  |                                       |  |  |  |   |         |         |   |  |                                  |                          |   |    |   |        |
| (f) | Financial Institutions / Banks  |            |                            |  |                                       |  |  |  |   |         |         |   |  |                                  |                          |   |    |   |        |
| (g) | Insurance Companies   |            |                            |  |                                       |  |  |  |   |         |         |   |  |                                  |                          |   |    |   |        |
| (h) | Provident Funds / Pension Funds   |            |                            |  |                                       |  |  |  |   |         |         |   |  |                                  |                          |   |    |   |        |
| (i) | Any Other (specify)   |            |                            |  |                                       |  |  |  |   |         |         |   |  |                                  |                          |   |    |   |        |
|     | Sub Total   |            | 0                          | 0  | 0                                     | 0  | 0  | 0.0000   | 0   | 0       | 0       | 0.0000  | 0  | 0.0000                           | 0                        | 0.0000  | NA |   | 0      |
| (2) | Central Government / State Government(s) / President of India                     |            |                            |  |                                       |  |  |  |   |         |         |   |  |                                  |                          |   |    |   |        |
| (3) | Non-Institutions  |            |                            |  |                                       |  |  |  |   |         |         |   |  |                                  |                          |   |    |   |        |
| (a) | Individuals-  |            |                            |  |                                       |  |  |  |   |         |         |   |  |                                  |                          |   |    |   |        |
|     | i. Individual shareholders holding nominal share capital upto Rs.2 lakhs          |            | 301                        | 25638  | 0                                     | 0  | 25638                                      | 0.8265   | 25638   | 0       | 25638   | 0.8265  | 0  | 0.8265                           | 0                        | 0.0000  | NA |   | 3538   |
|     | ii. Individual shareholders holding nominal share capital in excess of Rs 2 lakhs |            | 2                          | 62090  | 0                                     | 0  | 62090                                      | 2.0016   | 62090   | 0       | 62090   | 2.0016  | 0  | 2.0016                           | 0                        | 0.0000  | NA |   | 62090  |
|     | SITA RAM BEDIA  | ADIPB4227H | 1                          | 36000  | 0                                     | 0  | 36000                                      | 1.1605   | 36000   | 0       | 36000   | 1.1605  | 0  | 1.1605                           | 0                        | 0.0000  | NA |   | 36000  |
| (b) | NBFCs registered with RBI   |            |                            |  |                                       |  |  |  |   |         |         |   |  |                                  |                          |   |    |   |        |
| (c) | Employee Trusts   |            |                            |  |                                       |  |  |  |   |         |         |   |  |                                  |                          |   |    |   |        |
| (d) | Overseas Depositories (holding DRs) (balancing figure)                            |            |                            |  |                                       |  |  |  |   |         |         |   |  |                                  |                          |   |    |   |        |
| (e) | Any Other (specify)   |            |                            |  |                                       |  |  |  |   |         |         |   |  |                                  |                          |   |    |   |        |
|     | Bodies Corporate  |            | 13                         | 1199142                                      | 0                                     | 0  | 1199142                                    | 38.6571  | 1199142   | 0       | 1199142 | 38.6571   | 0  | 38.6571                          | 0                        | 0.0000  | NA |   | 555242 |
|     | MAJESTIC EXIM PVT LTD   | AAF0M9489H | 1                          | 137500                                       | 0                                     | 0  | 137500                                     | 4.4326   | 137500  | 0       | 137500  | 4.4326  | 0  | 4.4326                           | 0                        | 0.0000  | NA |   | 0      |
|     | FAVED MERCHANTS PVT LTD   | AACCF1020E | 1                          | 128100                                       | 0                                     | 0  | 128100                                     | 4.1296   | 128100  | 0       | 128100  | 4.1296  | 0  | 4.1296                           | 0                        | 0.0000  | NA |   | 0      |



| Category & Name of the Shareholders (I)            | PAN (II)   | Nos. of shareholders (III) | No. of fully paid up equity shares held (IV) | Partly paid up equity shares held (V) | Nos. of shares underlying Depository Receipts (VI) | Total nos. shares held (VII)=(IV)+(V)+(VI) | Shareholding % calculated as per SCRR, 1957) As a % of (A+B+C2) (VIII) | Number of Voting Rights held in each class of securities (IX) |         |         | No of shares Underlying outstanding convertible securities (including Warrants) (X) | Shareholding as a % assuming full conversion of convertible securities (as a percentage of diluted share capital) (XI)=(VII)+(X) As a % of A+B+C2) | Number of Locked in shares (XII)    |                                 | Number of shares pledged or otherwise encumbered (XIII) |  | Number of equity shares held in dematerialized form (XIV) |
|--|------------|----------------------------|--|---------------------------------------|--|--|--|---|---------|---------|---|--|-------------------------------------|---------------------------------|---|--|---|
|  |            |                            |  |                                       |  |  |  | No of Voting Rights   |         |         |   |  | Total as a % of Total Voting rights | As a % of total shares held (a) | No. (Not applicable) (a)                                | As a % of total shares held (Not applicable) (b) |   |
|  |            |                            |  |                                       |  |  |  | Class x   | Class y | Total   |   |  |                                     |                                 |   |  |   |
| KUSUM DISTRIBUTORS PVT LTD                         | AAECK2862P | 1                          | 128100                                       | 0                                     | 0  | 128100                                     | 4.1296   | 128100  | 0       | 128100  | 4.1296  | 0  | 4.1296                              | 0                               | 0.0000  | NA   | 0   |
| PEARL VINTRADE PVT LTD                             | AAECP9437D | 1                          | 128100                                       | 0                                     | 0  | 128100                                     | 4.1296   | 128100  | 0       | 128100  | 4.1296  | 0  | 4.1296                              | 0                               | 0.0000  | NA   | 0   |
| MOONVIEW TRADECOMM PRIVATE LIMITED                 | AAHCM7872Q | 1                          | 127100                                       | 0                                     | 0  | 127100                                     | 4.0974   | 127100  | 0       | 127100  | 4.0974  | 0  | 4.0974                              | 0                               | 0.0000  | NA   | 127100  |
| ECOSPACE INFOTECH PRIVATE LIMITED                  | AADCE0088L | 1                          | 125800                                       | 0                                     | 0  | 125800                                     | 4.0554   | 125800  | 0       | 125800  | 4.0554  | 0  | 4.0554                              | 0                               | 0.0000  | NA   | 125800  |
| DEVAYANI MERCHANTS PRIVATE LTD                     | AADCD0560C | 1                          | 122100                                       | 0                                     | 0  | 122100                                     | 3.9362   | 122100  | 0       | 122100  | 3.9362  | 0  | 3.9362                              | 0                               | 0.0000  | NA   | 0   |
| KNITWORTH LEASE FINANCE LTD.                       | AAACK6307J | 1                          | 121200                                       | 0                                     | 0  | 121200                                     | 3.9072   | 121200  | 0       | 121200  | 3.9072  | 0  | 3.9072                              | 0                               | 0.0000  | NA   | 121200  |
| ARENA, COM LTD.                                    | AADCA1581J | 1                          | 101700                                       | 0                                     | 0  | 101700                                     | 3.2785   | 101700  | 0       | 101700  | 3.2785  | 0  | 3.2785                              | 0                               | 0.0000  | NA   | 101700  |
| ARDHI VANIJA PRIVATE LIMITED                       | AACCA1654M | 1                          | 79427  | 0                                     | 0  | 79427                                      | 2.5605   | 79427   | 0       | 79427   | 2.5605  | 0  | 2.5605                              | 0                               | 0.0000  | NA   | 79427   |
| Sub Total  |            | 316                        | 1286870                                      | 0                                     | 0  | 1286870                                    | 41.4852  | 1286870   | 0       | 1286870 | 41.4852   | 0  | 41.4852                             | 0                               | 0.0000  | NA   | 620870  |
| Total Public Shareholding (B)=(B)(1)+(B)(2)+(B)(3) |            | 316                        | 1286870                                      | 0                                     | 0  | 1286870                                    | 41.4852  | 1286870   | 0       | 1286870 | 41.4852   | 0  | 41.4852                             | 0                               | 0.0000  | NA   | 620870  |



| (1) | Category & Name of the Shareholders (I)  | PAN (II) | No of shareholders (III) | No. of fully paid up equity shares held (IV) | Partly paid-up equity shares held (V) | Nos. of shares underlying Depository Receipts (VI) | Total nos. shares held (VII)=(IV) + (V)+(VI) | Shareholding % calculated as per SCRR, 1957 As a % of (A+B+C2) (VIII) | Number of Voting Rights held in each class of securities (IX) |         |       | No of shares Underlying outstanding convertible securities (including Warrants) (X) | Total Shareholding as a % assuming full conversion of convertible securities (as a percentage of diluted share capital) (XI)=(VII)+(X) As a % of A+B+C2) | Number of Locked in shares (XII) |                                 | Number of shares pledged or otherwise encumbered (XIII) |                                 | Number of equity shares held in dematerialized form (XIV) |   |
|-----|--|----------|--------------------------|--|---------------------------------------|--|--|---|---|---------|-------|---|--|----------------------------------|---------------------------------|---|---------------------------------|---|---|
|     |  |          |                          |  |                                       |  |  |   | No of Voting Rights   |         |       |   |  | As a % of total shares held (a)  | As a % of total shares held (b) | No. (Not applicable) (a)                                | As a % of total shares held (b) |   |   |
|     |  |          |                          |  |                                       |  |  |   | Class x   | Class y | Total |   |  |                                  |                                 |   |                                 |   |   |
| (1) | Custodian / DR Holder  |          |                          |  |                                       |  |  |   |   |         |       |   |  |                                  |                                 |   |                                 |   |   |
| (2) | Employee Benefit Trust (under SEBI (Share based Employee Benefit) Regulations, 2014) |          |                          |  |                                       |  |  |   |   |         |       |   |  |                                  |                                 |   |                                 |   |   |
|     | Total Non Promoter - Non Public Shareholding (C)=(C)(1)+(C)(2)                       |          | 0                        | 0  | 0                                     | 0  | 0  | 0.0000  | 0   | 0       | 0     | 0.0000  | 0  | 0.0000                           | 0                               | 0.0000  | NA                              | NA  | 0 |



GAJANAN SECURITIES SERVICES LTD.

Shareholding Summary as on 30/06/2017

| Form     | No. of Records | No of Shares |
|----------|----------------|--------------|
| PHYSICAL | 34             | 666000       |
| NSDL     | 62             | 2118693      |
| CDSL     | 222            | 317307       |
| TOTAL    | 318            | 3102000      |

