

o/c

# GAJANAN SECURITIES SERVICES LIMITED

(CIN: L67120WB1994PLC063477)


Registered Office: 9/12, Lal Bazar Street, Mercantile Building, Block-A, 3<sup>rd</sup> Floor,  
Kolkata-700001

E-mail- gajanan\_securities@yahoo.co.in; Phone: 33 2243 5330

---

Date: 20/04/2017

- 1) To,  
The Secretary  
BSE Limited,  
P.J.Towers, Dalal Street,  
Mumbai – 400 001
- 2) To,  
The Secretary  
The Calcutta Stock Exchange Limited,  
7, Lyons Range,  
Kolkata- 700 001
- 3) To,  
The Secretary  
The Delhi Stock Exchange Limited,  
3/1,Asaf Ali Road,  
New Delhi-110002



Dear Sir/Madam,

**SUB: SHAREHOLDING PATTERN FOR THE QUARTER ENDED ON 31<sup>ST</sup> MARCH, 2017**

**REF: REGULATION 31(1) OF THE SEBI (LISTING OBLIGATION AND DISCLOSURE REQUIREMENTS), REGULATIONS 2015.**

Pursuant to the provision of Regulation 31(1) of the SEBI (Listing Obligation and Disclosure Requirements), Regulations 2015, please find enclosed the shareholding pattern for the Quarter ended on 31<sup>ST</sup> March, 2017.

Kindly take the same on your records and acknowledge the receipt.

For GAJANAN SECURITIES SERVICES LIMITED

*Vinay*  
VINAY KUMAR AGARWA  
Managing Director  
Din-00646116



**Format of holding of specified securities**

1. Name of Listed Entity: GAJANAN SECURITIES SERVICES LTD. (CIN: L67120WB1994PLC06347)

2. Scrip Code - Name of Scrip -,- Class of Security Equity

3. Share Holding Pattern Filed under : Reg. 31(1)(a)/Reg. 31(1)(b)/Reg. 31(1)(c )

a. If under 31 (1)(b) then indicate the report for Quarter ending: 31/03/2017

b. If under 31(1)(c ) then indicate date of allotment/extinguishment

4. **Declaration** : The Listed entity is required to submit the following declaration to the extent of submission of information:-

	Particulars	Yes*	No*
1	Whether the Listed Entity has issued any partly paid up shares?		No
2	Whether the Listed Entity has issued any Convertible Securities or Warrants?		No
3	Whether the Listed Entity has any shares against which depository receipts are issued?		No
4	Whether the Listed Entity has any shares in Locked-in?		No
5	Whether any shares held by promoters are pledge or otherwise encumbered?		No

\* If the Listed Entity selects the option 'No' for the questions above, the column for the partly paid up shares, Outstanding Convertible Securities/Warrants, depository receipts, locked-in shares, No of shares pledged or otherwise encumbered by promoters, as applicable, shall not be displayed at the time of dissemination on the Stock Exchange website. Also wherever there is 'No' declared by Listed Entity in above table the values will be considered as 'Zero' by default on submission of the format of holding of specified securities.

5. The tabular format for disclosure of holding of specified securities is as follows:-



Table I - Summary Statement holding of specified securities as on 31/03/2017

Category (I)	Category of shareholder (II)	Nos. of shareholders (III)	No. of fully paid up equity shares held (IV)	No. of Partly paid-up equity shares held (V)	No. of shares underlying Depository Receipts (VI)	Total nos. shares held (VII)=(IV)+(V)+(VI)	Shareholding as a % of total no. of shares (calculated as per SCRR, 1957) (VIII) As a % of (A+B+C2)	Number of Voting Rights held in each class of securities (IX)				No of shares Underlying outstanding convertible securities (including Warrants) (X)	Shareholding as a % assuming full conversion of convertible securities (as a percentage of diluted share capital) (XI)=(VII)+(X) As a % of (A+B+C2)	Number of Locked in shares (XII)		Number of shares pledged or otherwise encumbered (XIII)		Number of equity shares held in dematerialized form (XIV)
								No of Voting Rights			Total as a % of (A+B+C)			No. (a)	As a % of total shares held (b)	No. (a)	As a % of total shares held (b)	
								Class eg:x	Class eg:y	Total								
(A)	Promoter & Promoter group	2	1815130	0	0	1815130	58.5148	1815130	0	1815130	58.5148	0	58.5148	0	0.0000	0	0.0000	1689230
(B)	Public	316	1286870	0	0	1286870	41.4852	1286870	0	1286870	41.4852	0	41.4852	0	0.0000	NA		620870
(C)	Non Promoter - Non Public															NA		
(C1)	Shares underlying DRs						NA									NA		
(C2)	Shares held by Employee Trusts															NA		
	Total	318	3102000	0	0	3102000	100.0000	3102000	0	3102000	100.0000	0	100.0000	0				2310100




Table II - Statement Showing shareholding pattern of the Promoter and Promoter Group as on 31/03/2017

Category & Name of the Shareholders (I)	PAN (II)	Nos. of shareholders (III)	No. of fully paid up equity shares held (IV)	Partly paid-up equity shares held (V)	Nos. of shares underlying Depository Receipts (VI)	Total nos. shares held (VII)=(IV)+(V)+(VI)	Shareholding % calculated as per SCRR, 1957 As a % of (A+B+C2) (VIII)	Number of Voting Rights held in each class of securities (IX)			Total as a % of Total Voting rights (X)	No of shares Underlying outstanding convertible securities (including Warrants) (X)	Shareholding as a % assuming full conversion of convertible securities (as a percentage of diluted share capital) (XI)=(VII)+(X) As a % of A+B+C2)	Number of Locked in shares (XII)		Number of shares pledged or otherwise encumbered (XIII)		Number of equity shares held in dematerialized form (XIV)
								No of Voting Rights						No. (a)	As a % of total shares held (b)	No. (a)	As a % of total shares held (b)	
								Class x	Class y	Total								
(1) Indian																		
(a) Individuals/Hindu undivided Family		2	1815130	0	0	1815130	58.5148	1815130	0	1815130	58.5148	0	58.5148	0	0.0000	0	0.0000	1689230
VINAY KUMAR AGARWAL	ACAPA3335N	1	1047700	0	0	1047700	33.7750	1047700	0	1047700	33.7750	0	33.7750	0	0.0000	0	0.0000	921800
SUMAN AGARWAL	ADCPA3308A	1	767430	0	0	767430	24.7398	767430	0	767430	24.7398	0	24.7398	0	0.0000	0	0.0000	767430
(b) Central Government/State Government(s)																		
(c) Financial Institutions/Banks																		
(d) Any Other (specify)																		
Sub Total		2	1815130	0	0	1815130	58.5148	1815130	0	1815130	58.5148	0	58.5148	0	0.0000	0	0.0000	1689230
(2) Foreign																		
(a) Individuals (Non-Resident Individuals/Foreign Individuals)																		
(b) Government																		
(c) Institutions																		
(d) Foreign Portfolio Investor																		
(e) Any Other (specify)																		
Sub Total		0	0	0	0	0	0.0000	0	0	0	0.0000	0	0.0000	0	0.0000	0	0.0000	0
Total Shareholding of Promoter and Promoter Group (A)=(A)(1)+(A)(2)		2	1815130	0	0	1815130	58.5148	1815130	0	1815130	58.5148	0	58.5148	0	0.0000	0	0.0000	1689230



Table III - Statement Showing shareholding pattern of the Public shareholder as on 31/03/2017

	Category & Name of the Shareholders (I)	PAN (II)	Nos. of shareholders (III)	No. of fully paid up equity shares held (IV)	Partly paid up equity shares held (V)	Nos. of shares underlying Depository Receipts (VI)	Total nos. shares held (VII)=(IV)+(V)+(VI)	Shareholding % calculated as per SCRR, 1957) As a % of (A+B+C2) (VIII)	Number of Voting Rights held in each class of securities (IX)			No of shares Underlying outstanding convertible securities (including Warrants) (X)	Shareholding as a % assuming full conversion of convertible securities (as a percentage of diluted share capital) (XI)=(VII)+(X) As a % of A+B+C2)	Number of Locked in shares (XII)		Number of shares pledged or otherwise encumbered (XIII)		Number of equity shares held in dematerialized form (XIV)	
									No of Voting Rights					Total as a % of Total Voting rights	No. (a)	As a % of total shares held (b)	No. (Not applicable) (a)		As a % of total shares held (Not applicable) (b)
									Class x	Class y	Total								
(1)	Institutions																		
(a)	Mutual Funds / UTI																		
(b)	Venture Capital Funds																		
(c)	Alternate Investment Funds																		
(d)	Foreign Venture Capital Investors																		
(e)	Foreign Portfolio Investors																		
(f)	Financial Institutions / Banks																		
(g)	Insurance Companies																		
(h)	Provident Funds / Pension Funds																		
(i)	Any Other (specify)																		
	Sub Total		0	0	0	0	0	0.0000	0	0	0	0.0000	0	0.0000	0	0.0000	NA		0
(2)	Central Government / State Government(s) / President of India																		
(3)	Non-Institutions																		
(a)	Individuals-																		
	i. Individual shareholders holding nominal share capital upto Rs.2 lakhs		301	25638	0	0	25638	0.8265	25638	0	25638	0.8265	0	0.8265	0	0.0000	NA		3538
	ii. Individual shareholders holding nominal share capital in excess of Rs.2 lakhs		2	62090	0	0	62090	2.0016	62090	0	62090	2.0016	0	2.0016	0	0.0000	NA		62090
	SITA RAM BEDIA	ADIPB4227H	1	36000	0	0	36000	1.1605	36000	0	36000	1.1605	0	1.1605	0	0.0000	NA		36000
(b)	NBFCs registered with RBI																		
(c)	Employee Trusts																		
(d)	Overseas Depositories (holding DRs) (balancing figure)																		
(e)	Any Other (specify)																		
	Bodies Corporate		13	1199142	0	0	1199142	38.6571	1199142	0	1199142	38.6571	0	38.6571	0	0.0000	NA		555242
	MAJESTIC EXIM PVT LTD	AAFCEM9489H	1	137500	0	0	137500	4.4326	137500	0	137500	4.4326	0	4.4326	0	0.0000	NA		0
	FAVEO MERCHANTS PVT LTD	AACCF1020E	1	128100	0	0	128100	4.1296	128100	0	128100	4.1296	0	4.1296	0	0.0000	NA		0





Table III - Statement Showing shareholding pattern of the Public shareholder as on 31/03/2017

Category & Name of the Shareholders (I)	PAN (II)	Nos. of shareholders (III)	No. of fully paid up equity shares held (IV)	Partly paid up equity shares held (V)	Nos. of shares underlying Depository Receipts (VI)	Total nos. shares held (VII)=(IV)+(V)+(VI)	Shareholding % calculated as per SCRR, 1957 As a % of (A+B+C2) (VIII)	Number of Voting Rights held in each class of securities (IX)			No of shares Underlying convertible securities (including Warrants) (X)	Shareholding as a % assuming full conversion of convertible securities (as a percentage of diluted share capital) (XI)=(VII)+(X) As a % of A+B+C2)	Number of Locked in shares (XII)		Number of shares pledged or otherwise encumbered (XIII)		Number of equity shares held in dematerialized form (XIV)	
								No of Voting Rights					As a % of total shares held (a)	As a % of total shares held (b)	No. (Not applicable) (a)	As a % of total shares held (Not applicable) (b)		
								Class x	Class y	Total								
KUSUM DISTRIBUTORS PVT LTD	AAECK2862P	1	128100	0	0	128100	4.1296	128100	0	128100	4.1296	0	4.1296	0	0.0000	NA		0
PEARL VINTRADE PVT LTD	AAECP9437D	1	128100	0	0	128100	4.1296	128100	0	128100	4.1296	0	4.1296	0	0.0000	NA		0
MOONVIEW TRADECOMM PRIVATE LIMITED	AAHCM7872Q	1	127100	0	0	127100	4.0974	127100	0	127100	4.0974	0	4.0974	0	0.0000	NA		127100
ECOSPACE INFOTECH PRIVATE LIMITED	AADCE0088L	1	125800	0	0	125800	4.0554	125800	0	125800	4.0554	0	4.0554	0	0.0000	NA		125800
DEVAYANI MERCHANTS PRIVATE LTD	AADCD0560C	1	122100	0	0	122100	3.9362	122100	0	122100	3.9362	0	3.9362	0	0.0000	NA		0
KNITWORTH LEASE FINANCE LTD.	AABCK6307J	1	121200	0	0	121200	3.9072	121200	0	121200	3.9072	0	3.9072	0	0.0000	NA		121200
ARENA. COM LTD.	AADCA1591J	1	101700	0	0	101700	3.2785	101700	0	101700	3.2785	0	3.2785	0	0.0000	NA		101700
ARDHI VANIJYA PRIVATE LIMITED	AACCA1654M	1	79427	0	0	79427	2.5605	79427	0	79427	2.5605	0	2.5605	0	0.0000	NA		79427
Sub Total		316	1286870	0	0	1286870	41.4852	1286870	0	1286870	41.4852	0	41.4852	0	0.0000	NA		620870
Total Public Shareholding (B)=(B)(1)+(B)(2)+(B)(3)		316	1286870	0	0	1286870	41.4852	1286870	0	1286870	41.4852	0	41.4852	0	0.0000	NA		620870



Table Iv - Statement Showing shareholding pattern of the Non Promoter - Non Public shareholder as on 31/03/2017

	Category & Name of the Shareholders (I)	PAN (II)	No of shareholders (III)	No. of fully paid up equity shares held (IV)	Partly paid-up equity shares held (V)	Nos. of shares underlying Depository Receipts (VI)	Total nos. shares held (VII)=(IV) + (V)+(VI)	Shareholding % calculated as per SCRR, 1957) As a % of (A+B+C2) (VIII)	Number of Voting Rights held in each class of securities (IX)			No of shares Underlying outstanding convertible securities (including Warrants) (X)	Total Shareholding as a % assuming full conversion of convertible securities (as a percentage of diluted share capital) (XI)=(VII)+(X) As a % of A+B+C2)	Number of Locked in shares (XII)		Number of shares pledged or otherwise encumbered (XIII)		Number of equity shares held in dematerialized form (XIV)		
									No of Voting Rights					No. (Not applicable) (a)	As a % of total shares held (b)	No. (Not applicable) (a)	As a % of total shares held (b)			
									Class x	Class y	Total									
(1)	Custodian / DR Holder																			
(2)	Employee Benefit Trust (under SEBI (Share based Employee Benefit) Regulations, 2014)																			
	Total Non Promoter - Non Public Shareholding (C)=(C)(1)+(C)(2)		0	0	0	0	0	0.0000	0	0	0	0.0000	0	0.0000	0	0.0000	NA	NA	0	



GAJANAN SECURITIES SERVICES LTD.

Shareholding Summary as on 31/03/2017

Form	No of Records	No of Shares
PHYSICAL	35	791900
NSDL	62	1992793
CDSL	222	317307
TOTAL	319	3102000





GAJANAN SECURITIES SERVICES LTD.				
Distribution Schedule as on 31/03/2017				
Share Holding	No of Holders	% age	No of Shares	% age
Upto 50	271	84.9530	2470	0.0796
51 to 100	2	0.6270	169	0.0054
151 to 250	2	0.6270	400	0.0129
251 to 500	18	5.6426	9000	0.2901
501 to 5000	11	3.4483	13614	0.4389
Above 5000	15	4.7022	3076347	99.1730
Grand Total	319	100.0000	3102000	100.0000
Distribution Schedule as on 31/03/2017				
Share Holding	No of Holders	% age	No of Shares	% age
Upto 500	293	91.8495	12039	0.3881
501 to 1000	9	2.8213	8314	0.2680
1001 to 2000	1	0.3135	1600	0.0516
3001 to 4000	1	0.3135	3700	0.1193
Above 10000	15	4.7022	3076347	99.1730
Grand Total	319	100.0000	3102000	100.0000
Distribution Schedule as on 31/03/2017				
Notional Value of (Rs.)	No of Holders	% age	Amount (Rs.)	% age
Upto 5000	293	91.8495	120390	0.3881
5001 to 10000	9	2.8213	83140	0.2680
10001 to 20000	1	0.3135	16000	0.0516
30001 to 40000	1	0.3135	37000	0.1193
Above 100000	15	4.7022	30763470	99.1730
Grand Total	319	100.0000	31020000	100.0000

