

**Format of holding of specified securities**

1. Name of Listed Entity: GAJANAN SECURITIES SERVICES LTD. (CIN: L67120WB1994PLC06347)

2. Scrip Code - Name of Scrip -, - Class of Security Equity

3. Share Holding Pattern Filed under : Reg. 31(1)(a)/Reg. 31(1)(b)/Reg. 31(1)(c )

a. If under 31 (1)(b) then indicate the report for Quarter ending: 31/03/2016

b. If under 31(1)(c ) then indicate date of allotment/extinguishment

4. **Declaration** : The Listed entity is required to submit the following declaration to the extent of submission of information:-

	Particulars	Yes*	No*
1	Whether the Listed Entity has issued any partly paid up shares?		No
2	Whether the Listed Entity has issued any Convertible Securities or Warrants?		No
3	Whether the Listed Entity has any shares against which depository receipts are issued?		No
4	Whether the Listed Entity has any shares in Locked-in?		No
5	Whether any shares held by promoters are pledge or otherwise encumbered?		No

\* If the Listed Entity selects the option 'No' for the questions above, the column for the partly paid up shares, Outstanding Convertible Securities/Warrants, depository receipts, locked-in shares, No of shares pledged or otherwise encumbered by promoters, as applicable, shall not be displayed at the time of dissemination on the Stock Exchange website. Also wherever there is 'No' declared by Listed Entity in above table the values will be considered as 'Zero' by default on submission of the format of holding of specified securities.

5. The tabular format for disclosure of holding of specified securities is as follows:-



Table I - Summary Statement holding of specified securities as on 31/03/2016

Category (I)	Category of shareholder (II)	Nos. of shareholders (III)	No. of fully paid up equity shares held (IV)	No. of Partly paid-up equity shares held (V)	No. of shares underlying Depository Receipts (VI)	Total nos shares held (VII)=(IV)+(V)+(VI)	Shareholding as a % of total no. of shares (calculated as per SCRR, 1957) As a % of (A+B+C2) (VIII)	Number of Voting Rights held in each class of securities (IX)				No of shares Underlying outstanding convertible securities (including Warrants) (X)	Shareholding as a % assuming full conversion of convertible securities (as a percentage of diluted share capital) (XI)=(VII)+(X) As a % of (A+B+C2)	Number of Locked in shares (XII)		Number of shares pledged or otherwise encumbered (XIII)		Number of equity shares held in dematerialized form (XIV)
								No of Voting Rights			Total as a % of (A+B+C)			No. (a)	As a % of total shares held (b)	No. (a)	As a % of total shares held (b)	
								Class eg x	Class eg y	Total								
(A)	Promoter & Promoter group	3	882800	0	0	882800	28.4591	882800	0	882800	28.4591	0	28.4591	0	0.0000	0	0.0000	882800
(B)	Public	314	2219200	0	0	2219200	71.5409	2219200	0	2219200	71.5409	0	71.5409	0	0.0000	NA		1137500
(C)	Non Promoter - Non Public															NA		
(C1)	Shares underlying DRs						NA									NA		
(C2)	Shares held by Employee Trusts															NA		
	Total	317	3102000	0	0	3102000	100.0000	3102000	0	3102000	100.0000	0	100.0000	0				2020300




Table II - Statement Showing shareholding pattern of the Promoter and Promoter Group as on 31/03/2016

(1)	Category & Name of the Shareholders (I)	PAN	(II)	Nos of shareholders (III)	No. of fully paid up equity shares held (IV)	Partly paid-up equity shares held (V)	Nos of shares underlying Depository Receipts (VI)	Total nos shares held (VII)=(IV)+(V)+(VI)	Number of Voting Rights held in each class of securities (IX)			Total as a % of Total Voting rights	Shareholding as a % assuming full conversion of convertible securities (as a percentage of diluted share capital) (XI)=(VII)+(X) As a % of A+B+C2	Number of Locked in shares (XII)		Number of shares pledged or otherwise encumbered (XIII)		Number of equity shares held in dematerialized form (XIV)
									Class x	Class y	Total			No. (a)	As a % of total shares held (b)	No (a)	As a % of total shares held (b)	
(a)	Indian Individuals/Hindu undivided Family			2	700000	0	0	700000	22.5661	700000	0	700000	22.5661	0	0.0000	0	0.0000	700000
	NATWAR LAL BEDIA	ADUPB7888E		1	400000	0	0	400000	12.8949	400000	0	400000	12.8949	0	0.0000	0	0.0000	400000
	ARCHANA BEDIA	ADBPB5653L		1	300000	0	0	300000	9.6712	300000	0	300000	9.6712	0	0.0000	0	0.0000	300000
(b)	Central Government/State Government(s)																	
(c)	Financial Institutions/Banks																	
(d)	Any Other (specify)																	
	Bodies Corporate			1	182800	0	0	182800	5.8930	182800	0	182800	5.8930	0	0.0000	0	0.0000	182800
	SIDDHANT TRADE AND FINANCE PVT LTD.	AAECS7361M		1	182800	0	0	182800	5.8930	182800	0	182800	5.8930	0	0.0000	0	0.0000	182800
	Sub Total			3	882800	0	0	882800	28.4591	882800	0	882800	28.4591	0	0.0000	0	0.0000	882800
(2)	Foreign Individuals (Non-Resident Individuals/Foreign Individuals)																	
(a)	Government																	
(b)	Institutions																	
(c)	Foreign Portfolio Investor																	
(d)	Any Other (specify)																	
(e)	Sub Total			0	0	0	0	0	0.0000	0	0	0	0.0000	0	0.0000	0	0.0000	0
	Total Shareholding of Promoter and Promoter Group (A)=(A(1)+(A(2))			3	882800	0	0	882800	28.4591	882800	0	882800	28.4591	0	0.0000	0	0.0000	882800




Table III - Statement Showing shareholding pattern of the Public shareholder as on 31/03/2016

	PAN (II)	Nos. of shareholders (III)	No. of fully paid up equity shares held (IV)	Partly paid up equity shares held (V)	Nos. of shares underlying Depository Receipts (VI)	Total nos. shares held (VII)=(IV)+(V)+(VI)	Shareholding % calculated as per SCRR, 1957) As a % of (A+B+C2) (VIII)	Number of Voting Rights held in each class of securities (IX)			Total as a % of Total Voting rights	No of shares Underlying outstanding convertible securities (including Warrants) (X)	Shareholding as a % assuming full conversion of convertible securities (as a percentage of diluted share capital) (XI)=(VII)+(X) As a % of A+B+C2)	Number of Locked in shares (XII)		Number of shares pledged or otherwise encumbered (XIII)		Number of equity shares held in dematerialized form (XIV)
								Class x	Class y	Total				No. (a)	As a % of total shares held (b)	No. (Not applicable) (a)	As a % of total shares held (Not applicable) (b)	
(1) Institutions																		
(a) Mutual Funds / UTI																		
(b) Venture Capital Funds																		
(c) Alternate Investment Funds																		
(d) Foreign Venture Capital Investors																		
(e) Foreign Portfolio Investors																		
(f) Financial Institutions / Banks																		
(g) Insurance Companies																		
(h) Provident Funds / Pension Funds																		
(i) Any Other (specify)																		
Sub Total			0	0	0	0	0.0000	0	0	0	0.0000	0	0.0000	0	0.0000	NA		0
(2) Central Government / State Government(s) / President of India																		
(3) Non-Institutions																		
(a) Individuals-																		
i. Individual shareholders holding nominal share capital upto Rs.2 lakhs		290	77514	0	0	77514	2.4988	77514	0	77514	2.4988	0	2.4988	0	0.0000	NA		4614
ii. Individual shareholders holding nominal share capital in excess of Rs.2 lakhs		7	691090	0	0	691090	22.2789	691090	0	691090	22.2789	0	22.2789	0	0.0000	NA		452090
SITA RAM BEDIA	ADIPB4227H	1	126000	0	0	126000	4.0619	126000	0	126000	4.0619	0	4.0619	0	0.0000	NA		126000
CHAMPA DEVI BEDIA		1	120000	0	0	120000	3.8685	120000	0	120000	3.8685	0	3.8685	0	0.0000	NA		0
PURUSHOTTAM LAL BEDIA		1	119000	0	0	119000	3.8362	119000	0	119000	3.8362	0	3.8362	0	0.0000	NA		0
RAMESH KUMAR BEDIA	ADUPB7877K	1	100000	0	0	100000	3.2237	100000	0	100000	3.2237	0	3.2237	0	0.0000	NA		100000
RADHESHYAM BEDIA	ADUPB7878G	1	100000	0	0	100000	3.2237	100000	0	100000	3.2237	0	3.2237	0	0.0000	NA		100000
PANKAJ KUMAR BEDIA	ADUPB7889F	1	100000	0	0	100000	3.2237	100000	0	100000	3.2237	0	3.2237	0	0.0000	NA		100000
(b) NBFCs registered with RBI																		
(c) Employee Trusts																		
(d) Overseas Depositories (holding DRs) (balancing figure)																		
(e) Any Other (specify)																		

Table III - Statement Showing shareholding pattern of the Public shareholder as on 31/03/2016

Category & Name of the Shareholders (I)	PAN (II)	Nos. of shareholders (III)	No. of fully paid up equity shares held (IV)	Partly paid up equity shares held (V)	Nos. of shares underlying Depository Receipts (VI)	Total nos. shares held (VII)=(IV)+(V)+(VI)	Shareholding % calculated as per SCRR, 1957) As a % of (A+B+C2) (VIII)	Number of Voting Rights held in each class of securities (IX)			No of shares Underlying convertible securities (including Warrants) (X)	Shareholding as a % assuming full conversion of convertible securities (as a percentage of diluted share capital) (XI)=(VII)+(X) As a % of A+B+C2)	Number of Locked in shares (XII)		Number of shares pledged or otherwise encumbered (XIII)		Number of equity shares held in dematerialized form (XIV)
								No of Voting Rights					No. of total shares held (a)	As a % of total shares held (b)	No. (Not applicable) (a)	As a % of total shares held (Not applicable) (b)	
								Class x	Class y	Total							
Bodies Corporate		16	1450556	0	0	1450556	46.7620	1450556	0	1450556	46.7620	0	0.0000	NA		680756	
MAJESTIC EXIM PVT LTD	AAF09489H	1	137500	0	0	137500	4.4326	137500	0	137500	4.4326	0	0.0000	NA		0	
KUSUM DISTRIBUTORS PVT LTD	AAECK2862P	1	128100	0	0	128100	4.1296	128100	0	128100	4.1296	0	0.0000	NA		0	
PEARL VINTRADE PVT LTD	AAECP9437D	1	128100	0	0	128100	4.1296	128100	0	128100	4.1296	0	0.0000	NA		0	
FAVED MERCHANTS PVT LTD	AACCF1020E	1	128100	0	0	128100	4.1296	128100	0	128100	4.1296	0	0.0000	NA		0	
MOONVIEW TRADECOMM PRIVATE LIMITED	AAHCM7872Q	1	127100	0	0	127100	4.0974	127100	0	127100	4.0974	0	0.0000	NA		127100	
GANGABASE BARTER PVT. LTD.		1	125900	0	0	125900	4.0587	125900	0	125900	4.0587	0	0.0000	NA		0	
GRASSROOT HEALTH CARE PRIVATE LIMITED	AAECG3895N	1	125800	0	0	125800	4.0554	125800	0	125800	4.0554	0	0.0000	NA		125800	
VANCHHIT DISTRIBUTORS PRIVATE LIMITED	AACCE8604K	1	125500	0	0	125500	4.0458	125500	0	125500	4.0458	0	0.0000	NA		125500	
DEVAYANI MERCHANTS PRIVATE LTD	AADC0560C	1	122100	0	0	122100	3.9362	122100	0	122100	3.9362	0	0.0000	NA		0	
KNITWORTH LEASE FINANCE LTD.	AABCK6307J	1	121200	0	0	121200	3.9072	121200	0	121200	3.9072	0	0.0000	NA		121200	
ARENA. COM LTD.	AADCA1591J	1	101700	0	0	101700	3.2785	101700	0	101700	3.2785	0	0.0000	NA		101700	
ARDHI VANIJYA PRIVATE LIMITED	AACCA1654M	1	79427	0	0	79427	2.5605	79427	0	79427	2.5605	0	0.0000	NA		79427	
Clearing Member		1	40	0	0	40	0.0013	40	0	40	0.0013	0	0.0000	NA		40	
Sub Total		314	2219200	0	0	2219200	71.5409	2219200	0	2219200	71.5409	0	0.0000	NA		1137500	
Total Public Shareholding (B)=(B)(1)+(B)(2)+(B)(3)		314	2219200	0	0	2219200	71.5409	2219200	0	2219200	71.5409	0	0.0000	NA		1137500	




Table Iv - Statement Showing shareholding pattern of the Non Promoter - Non Public shareholder as on 31/03/2016

(1)	Category & Name of the Shareholders (I) Custodian / DR Holder	PAN (II)	No of shareholders (III)	No. of fully paid up equity shares held (IV)	Partly paid up equity shares held (V)	Nos. of shares underlying Depository Receipts (VI)	Total nos. shares held (VII)=(IV) + (V)+(VI)	Shareholding % calculated as per SCRR, 1957) As a % of (A+B+C2) (VIII)	Number of Voting Rights held in each class of securities (IX)			Total as a % of Total Voting rights	No of shares Underlying outstanding convertible securities (including Warrants) (X)	Total Shareholding as a % assuming full conversion of convertible securities (as a percentage of diluted share capital) (XI)=(VII)+(X) As a % of A+B+C2)	Number of Locked in shares (XII)		Number of shares pledged or otherwise encumbered (XIII)		Number of equity shares held in dematerialized form (XIV)	
									Class x	Class y	Total				No. (a)	As a % of total shares held (b)	No. (a)	As a % of total shares held (b)		
(2)	Employee Benefit Trust (under SEBI (Share based Employee Benefit) Regulations, 2014)																			
	Total Non Promoter - Non Public Shareholding (C)=(C)(1)+(C)(2)		0	0	0	0	0	0.0000	0	0	0	0.0000	0	0.0000	0	0.0000	NA	NA	0	



## GAJANAN SECURITIES SERVICES LTD.

Distribution Schedule as on 31/03/2016

Share Holding	No of Holders	% age	No of Shares	% age
Upto 50	259	81.7035	2580	0.0832
51 to 100	1	0.3155	69	0.0022
151 to 250	2	0.6309	400	0.0129
251 to 500	18	5.6782	9000	0.2901
501 to 5000	12	3.7855	14734	0.4750
Above 5000	25	7.8864	3075217	99.1366
Grand Total	317	100.0000	3102000	100.0000

Distribution Schedule as on 31/03/2016

Share Holding	No of Holders	% age	No of Shares	% age
Upto 500	280	88.3281	12049	0.3884
501 to 1000	9	2.8391	8314	0.2680
1001 to 2000	2	0.6309	2720	0.0877
3001 to 4000	1	0.3155	3700	0.1193
Above 10000	25	7.8864	3075217	99.1366
Grand Total	317	100.0000	3102000	100.0000

Distribution Schedule as on 31/03/2016

Notional Value of (Rs.)	No of Holders	% age	Amount (Rs.)	% age
Upto 5000	280	88.3281	120490	0.3884
5001 to 10000	9	2.8391	83140	0.2680
10001 to 20000	2	0.6309	27200	0.0877
30001 to 40000	1	0.3155	37000	0.1193
Above 100000	25	7.8864	30752170	99.1366
Grand Total	317	100.0000	31020000	100.0000



GAJANAN SECURITIES SERVICES LTD.

Shareholding Summary as on 31/03/2016

Form	No of Records	No of Shares
PHYSICAL	40	1081700
NSDL	48	303462
CDSL	229	1716838
TOTAL	317	3102000

